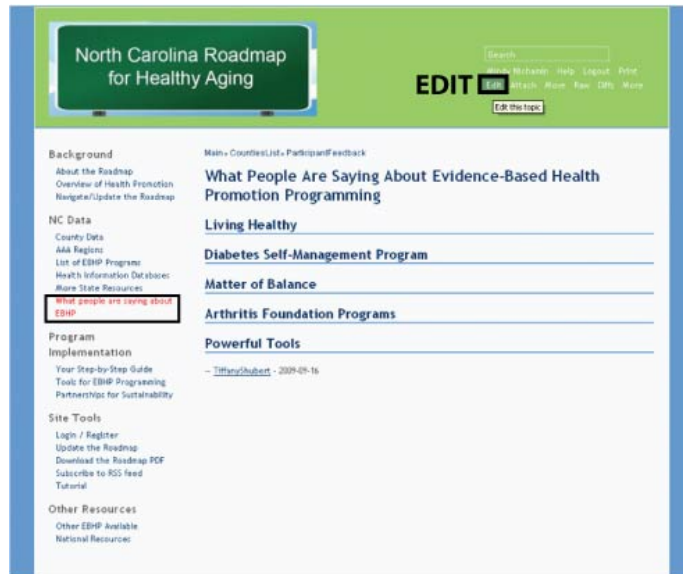


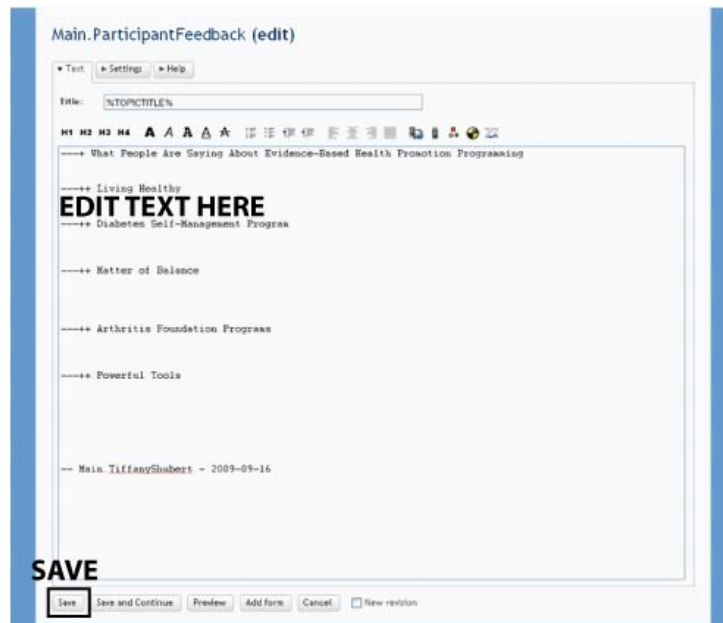
V. Updating other parts of the Roadmap

To update any additional information on the Roadmap do the following: 1. Register or log on as above 2. Go to the page you want to edit. For example, select on the side menu **What people are saying about EBHP**

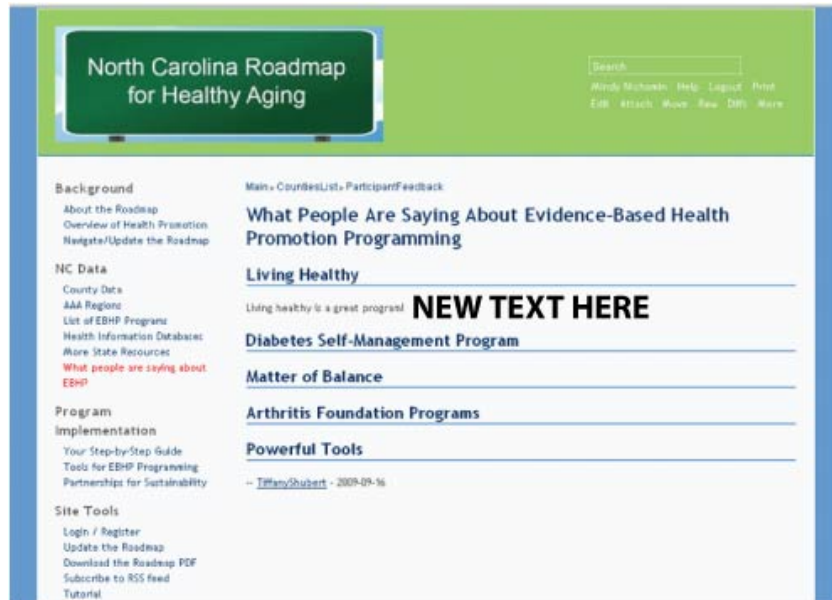
3. Once you are on the page, go to the upper right hand menu and select **edit** to update or add information



4. A text box will appear. Place your cursor in the appropriate area (example, under "Living Healthy", and enter in a new testimonial.



5. Select save and review your work



The screenshot shows a web page titled "North Carolina Roadmap for Healthy Aging". The page has a green header with a search bar and user options (Windy Nicholas, Help, Logout, Print, Edit, Attach, Move, New, DM, More). The main content area is divided into a left sidebar and a main column. The sidebar contains sections for "Background", "NC Data", "Program Implementation", and "Site Tools". The main column features a breadcrumb trail "Main > CountiesList > ParticipantFeedback" and a title "What People Are Saying About Evidence-Based Health Promotion Programming". Below the title are several sub-sections: "Living Healthy" (with a note "Using healthy is a great program!"), "Diabetes Self-Management Program", "Matter of Balance", "Arthritis Foundation Programs", and "Powerful Tools". The "Powerful Tools" section includes a signature: "-- Tiffany Shubert - 2009-09-16".

Or just send the information to Tiffany Shubert at tshubert@med.unc.edu and she will update for you.